




BROWN SN 340




Vice with rapid approach and adjustable gib plate



Blade guide with adjustable width plates



(*) Retractable vice shoulders to reach maximum cutting capacity (340 x 180 mm). Easy reading of engraved graduated scale



Cam for bow square adjustment



CUTTING CAPACITY

	45°	0°	45°	60°
mm	-	230	190	100
mm	-	220	190	100
mm	-	275 x 200	190 x 180	100 x 140
mm	-	340 x 180*	-	-
kW	1.6/2.0			
m/1'	29 / 58			
mm	275-340			
mm	2825 x 27.0 x 0.9			
kg	325			
mm	730 x 1800 x 1700			
mm	940			

TECHNICAL DATA